



UNAUDITED NONCONSOLIDATED BUSINESS REPORT FOR 01.01.-31.12.2023.

The Port of Rijeka j. s. c

Riva 1, HR-51 000 RIJEKA

OIB: 92590920313

Rijeka, February 2024.



Contents:

- **Business report of the company the PORT OF RIJEKA j. s. c. for the period 01.01.-31.12.2023.**
- **Financial statements:**
 - a) Balance sheet
 - b) Statement of comprehensive income
 - c) Cash flow report
 - d) Report on capital changes
- **Statement of persons responsible for compiling financial reports**

BUSINESS REPORT OF PORT OF RIJEKA j.s.c. FOR 01.01.-31.12.2023.

OPERATIONAL INDICATORS

In 2023, the Company Port of Rijeka j.s.c. recorded a decrease in traffic of 6% compared to the previous year 2022. In the mentioned period, **2.423.422** tons of cargo were transshipped, while in 2022, 2.579.602 tons were transshipped.

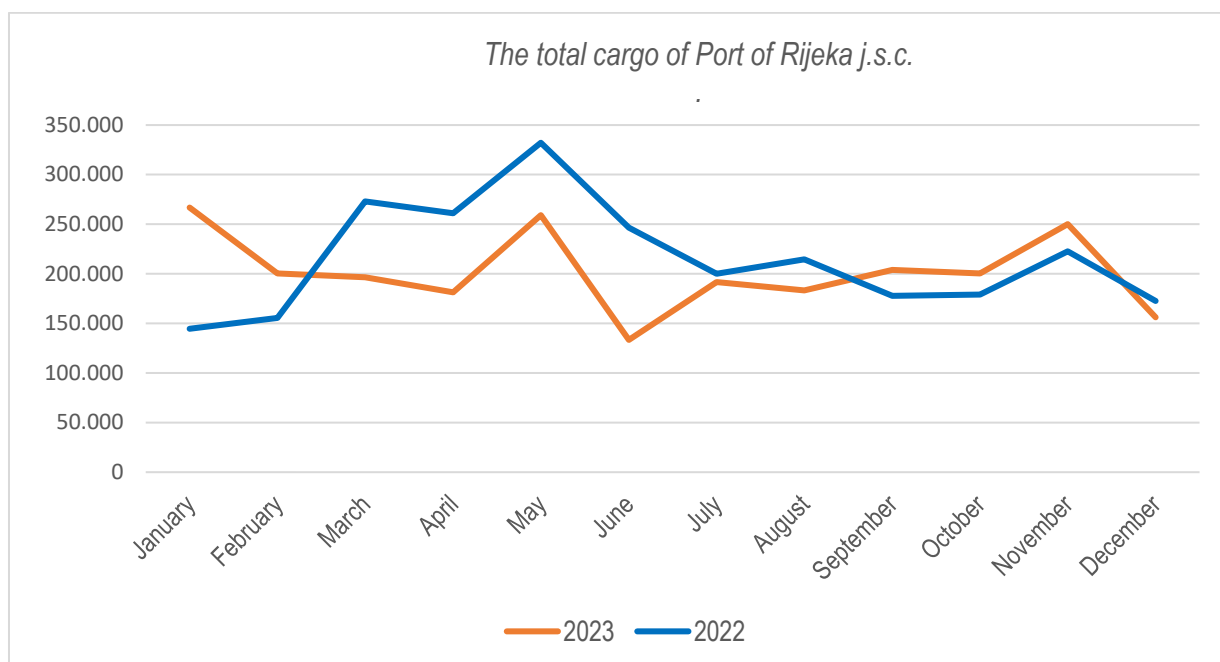
Total throughput of Port of Rijeka j.s.c. 01.- 12.2023./2022.

Port of Rijeka j.s.c.	Realization 01.-12.2023.	Realization 01.-12.2022.	Index 2023/2022
General cargo (tons)	759.286	719.094	106
Dry Bulk Cargo (tons)	1.392.682	1.569.779	89
Containers (tons)	271.454	290.729	93
TOTAL (tons)	2.423.422	2.579.602	94

The strategic reorientation of operations towards the intensification of transshipment of general cargo resulted in an increase in the volume of more profitable types of cargo by 6%.

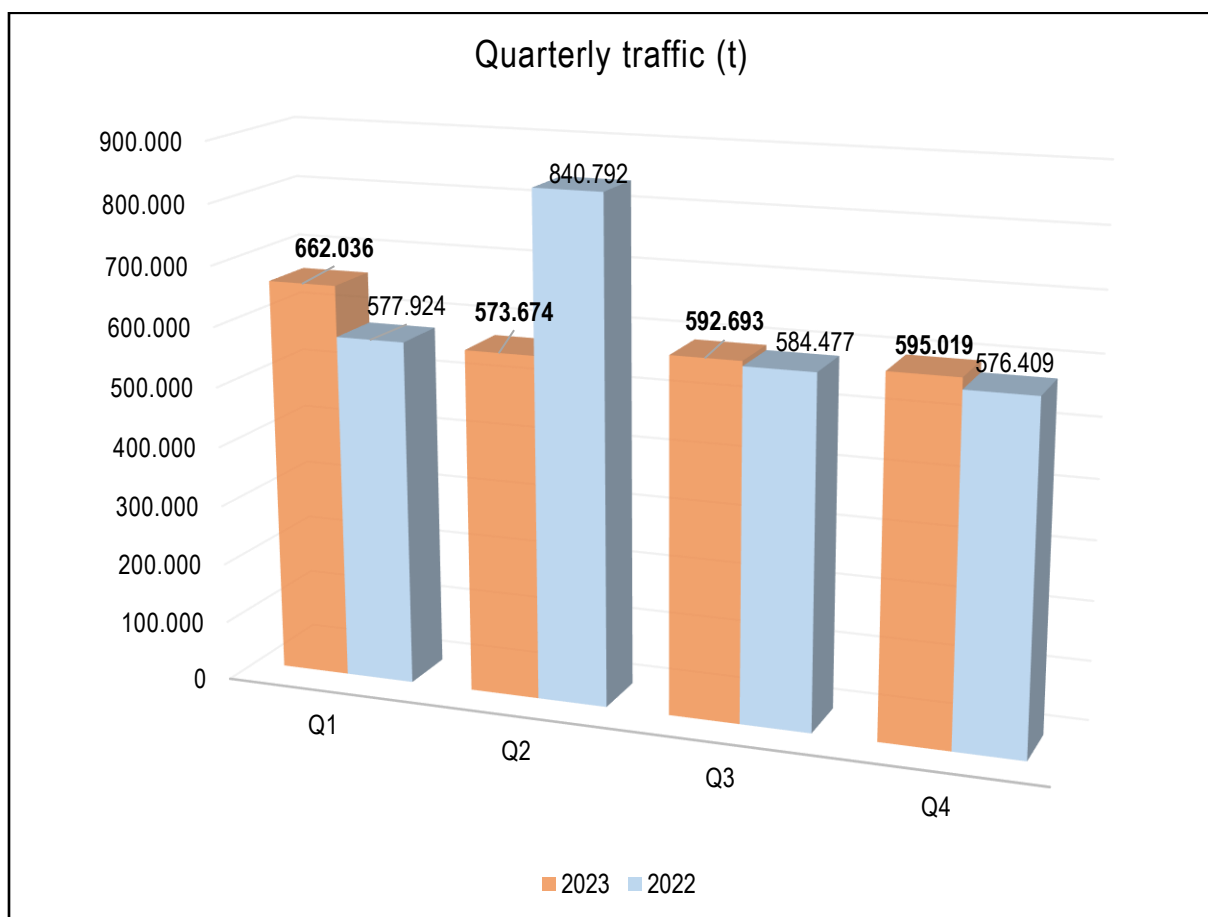
The analysis of total traffic data indicates the most pronounced regression in the bulk cargo segment, where a decrease of 11% compared to the previous year was recorded. The aforementioned significant drop is primarily a consequence of disruptions in iron ore logistics flows, closely related to current geopolitical tensions. Additionally, capacity efficiency is reduced due to frequent stoppages in rail traffic. In 2023, coal handling increased by 128% compared to 2022, but this did not fully offset the decline in bulk traffic. Due to the larger volume of coal compared to iron ore, the acceptance capacities were limited, which affected the reduction of the overall transshipment realization.

A significant increase in traffic is also visible in the category of refrigerated cargo (25%), metal products (38%), livestock (21%), chemical products (22%) and other general cargo (43%).



Quarterly traffic of the Port of Rijeka j.s.c. (in tons)

		Q1	Q2	Q3	Q4	01.-12.2023.
1.- General Cargo	2023	148.933	208.057	187.776	214.520	759.286
	2022	189.180	170.740	169.651	189.523	719.094
	Index	79	122	111	113	106
2.- Dry Bulk Cargo	2023	448.517	291.252	323.896	329.017	1.392.682
	2022	319.792	588.978	331.802	329.207	1.569.779
	Index	140	49	98	100	89
3.- Containers	2023	64.586	74.365	81.021	51.482	271.454
	2022	68.952	81.074	83.024	57.679	290.729
	Index	94	92	98	89	93
TOTAL CARGO	2023	662.036	573.674	592.693	595.019	2.423.422
	2022	577.924	840.792	584.477	576.409	2.579.602
	Index	115	68	101	103	94



Analysis of quarterly traffic data for 2023 shows that the most significant increase in traffic was achieved in the first quarter, with a total of 662.036 tons, which represents an increase of 15%.

The second quarter, in contrast, is marked by a significant decline, which is mainly related to a significant 51% decrease in bulk transshipment compared to the previous period.

In the third and fourth quarter, there was a continuous increase in cargo transshipment compared to the same period of the previous year.

FINANCIAL OPERATIONS

Shortened presentation of the profit and loss account 01.01.-31.12.2023.

Item	Realization 01.-12.2023.	Realization 01.-12.2022.	Index 2023/2022
BUSINESS REVENUE	32.583.139	30.573.059	107
Revenue from port services	29.324.345	28.060.506	105
Other business revenue	3.258.794	2.512.553	130
BUSINESS COST	30.376.544	26.666.741	114
Material cost	10.853.307	8.799.268	123
Salaries	11.868.686	10.571.637	112
Depreciation	3.068.503	2.746.832	112
Reservations	0	650.187	n/a
Other costs	4.586.049	3.898.818	118
PROFIT/LOSS from Core Business (EBIT)	2.206.595	3.906.317	56
FINANCIAL REVENUE	11.635	7.544.963	0
FINANCIAL COST	2.185.712	2.329.547	94
PROFIT/LOSS from financial activities	-2.174.077	5.215.416	-42
FINANCIAL REVENUE	32.594.773	38.118.022	86
FINANCIAL COST	32.562.256	28.996.289	112
GROSS PROFIT	32.518	9.121.733	0
EBITDA	5.275.098	6.653.149	79
EBITDA margin	16,19%	21,76%	74
EBIT margin	6,77%	12,78%	53

Revenues from the sale of services **increased by 7%** and amount to **€ 32.583.139** compared to the realization realized in the same period of the previous year (2022: € 30.573.059). Other revenues from sales in 2023 are higher compared to 2023, due to subsidies provided by the state for the price of electricity.

Operating expenses for the mentioned period amount to **€ 30.376.544**, which represents an **increase of 14%** compared to the previous year.

In the observed period, the company achieved a weaker financial result than the previous year, and the **gross operating profit** for the period of **2023** is **€ 32.518**. In the comparative period of the previous year, the company achieved **gross profit** in the amount of **€ 2.329.547**. The reason for the decrease in the current year's gross profit is the higher growth of expenses compared to the growth of income, which is

caused by the increase in the prices of materials and services, and the increase in the payment of wages and material rights of employees.

Primarily, material costs increased, caused by significantly higher prices than in the same period of the previous year, by 23%, and the price of electricity increased the most, by over 170%.

In addition to the increase in material costs, the costs of paying salaries to employees also increased, together with the costs of paying employees' material rights, in the amount of over €1.900.000, i.e. 17% compared to the previous year.

FINANCIAL INDICATORS OF BUSINESS

Key performance indicators

Profitability indicators	31.12.2023.	31.12.2022.	Index '23/'22
EBITDA margin	16,19%	21,76%	74
EBIT margin	6,77%	12,78%	53
NETmargin	0,10%	29,84%	0,3

The **EBITDA margin** for the entire period of **2023** is **16,19%**, while for the period of 2022 it was 21,76%, which represents a decrease of 26%. The **EBIT margin** also decreased, amounting to **6,77%** at the level of 2023, compared to 12,78% for the period of 2022.

Liquidity indicators	31.12.2023.	31.12.2022.	Index '23/'22
Working capital (in 000 €)	-1.839	-3.430	54
Current liquidity	0,87	0,87	100
Debt indicators			
Short-term liabilities/capital	0,32	0,61	52
Long-term liabilities/capital	0,72	0,78	93
Loan obligations/capital	0,36	0,40	90
Total liabilities/assets	0,42	0,50	84

Productivity indicators	31.12.2023.	31.12.2022.	Index '23/'22
Number of employees	638	646	99
Income per employee	51	47	108

The company had 638 employees on December 31, 2023, which is 1% less number of employees than in the same period in 2022 (646 on 31.12.2022).

INVESTMENTS

As part of the multi-year investment project that the company is currently implementing, the **CEF Rijeka project**, the works continued in the fourth quarter of 2023 according to the schedule. In the mentioned period, investments in port infrastructure were made in the amount of **€12,8 million**.

In addition to investing in CEF projects, in the first quarter of 2023, the company conducted a public procurement procedure for a hydraulic portal crane for **Terminal Bršica** worth **€2,5 million**, and signed a contract, and delivery of the crane is expected in the first quarter of 2024. Also, a ventilation system was installed in the stables of the livestock terminal Bršica.

Work has begun on the rehabilitation and modernization of the coastal crane with a capacity of 32 t at the Rijeka Terminal, and the planned value of the work is €365.000. Completion of the works is planned for the first quarter of 2024.

Renovation of warehouse no. 9 at the Rijeka Terminal for the needs of the Maintenance Service workshops, and the value of the works performed by the end of 2023 is €871.000, and completion is expected by the end of 2023. As part of the modernization of the Maintenance Service workshop, the purchase of 3 bridge cranes worth €56.000 is also planned.

At the Rijeka Terminal, space has been arranged for the needs of the new filling station for electric forklifts in warehouse No. 19.

At the beginning of June, 5 motorized forklifts with a load capacity of 6 tons were purchased and put into use, with a total purchase value of €535.000, which will improve and facilitate cargo handling. In the first quarter, 2 motorized forklifts with a load capacity of 25 t and 33 t were purchased with a total purchase value of €742.000. During the third quarter, 1 motorized forklift with a capacity of 5 t, 1 electric forklift, and 2 manual electric forklifts with a capacity of 2 t were purchased for a total value of €182.000.

A 10 m boat worth €148.583 was purchased for the purposes of regular operations of the Mooring and Unmooring Service.

The impact of the Russian invasion of Ukraine on the Company's operations

The war in Ukraine and the sanctions imposed on Russia have an impact on the world economy, and therefore on the European and Croatian economy, and indirectly on the Company's operations. The largest EU economies have minimal GDP growth rates, so lower Croatian GDP growth rates are expected. Due to Russia's invasion of Ukraine and the interruption of the operation of their ports, there were significant disruptions of traffic routes through the ports of the Black Sea, and the search for alternative traffic routes. The secondary effect of the conflict is visible in market disruptions in the supply of energy products, disruptions in the food market, and the growth of the inflation rate, which has an impact on the Company's operations, partly in the increase in operating costs. The company intends to continuously monitor costs, and with quick business decisions to influence the achievement of cost efficiency, which will result in more profitable operations.

The impact of the Red Sea crisis on the Company's operations

The port of Rijeka, like all other ports in the world, is exposed to the action of a number of factors that can lead to a change in the direction of movement of vessels, i.e. to a change in goods flows, which indicates the sensitivity of port systems and the great demands for the reorganization of entire logistics chains in order to enable smooth flow of goods.

Due to the crisis in the Red Sea, shipping companies are rerouting their vessels via the Cape of Good Hope, which increases the ship's travel time and also increases freight rates. The aforementioned will have the greatest impact on container traffic, which is organized as liner maritime traffic. Container traffic accounts for 11% of the traffic of the Port of Rijeka j.s.c. so we do not expect the impact of the crisis in the Red Sea on business to be significant, and transshipment of different types of cargo enables the advantage of adaptation in unpredictable situations that may arise in the supply chain.

It is difficult to predict to what extent the crisis will affect business, it will certainly depend on the duration of the navigation restrictions and the willingness of all shippers to maintain the existing lines at the ports of call.

Annex 1

ISSUER'S GENERAL DATA

Reporting period:

1.1.2023

to

31.12.2023

Year:

2023

Quarter:

4.

Quarterly financial statements

Registration number (MB):

03330494

Issuer's home Member
State code:

HR

Entity's registration
number (MBS):

040141664

Personal identification
number (OIB):

92590920313

LEI:

74780000F0FHSC596W39

Institution
code:

1333

Name of the issuer: **LUKA RIJEKA D.D.**Postcode and town: **51000****RIJEKA**Street and house number: **RIVA 1**E-mail address: **uprava@lukarijeka.hr**Web address: **www.lukarijeka.hr**Number of employees
(end of the reporting**638**

Consolidated report:

KN

(KN-not consolidated/KD-consolidated)

Audited:

RN

(RN-not audited/RD-audited)

Names of subsidiaries (according to IFRS):

Registered office:

MB:

Bookkeeping firm:

No

(Yes/No)

(name of the bookkeeping firm)

Contact person: **Gordana Fućak**

(only name and surname of the contact person)

Telephone: **051/496-629**E-mail address: gordana.fucak@lukarijeka.hr

Audit firm:

(name of the audit firm)

Certified auditor:

(name and surname)

BALANCE SHEET
balance as at 31.12.2023

in EUR

Submitter: LUKA RIJEKA D.D.			
Item	ADP code	Last day of the preceding business year	At the reporting date of the current period
1	2	3	4
A) RECEIVABLES FOR SUBSCRIBED CAPITAL UNPAID	001	0	0
B) FIXED ASSETS (ADP 003+010+020+031+036)	002	97.332.594	97.532.009
I INTANGIBLE ASSETS (ADP 004 to 009)	003	20.457.032	19.512.924
1 Research and development	004	0	0
2 Concessions, patents, licences, trademarks, software and other rights	005	20.430.098	19.410.363
3 Goodwill	006	0	0
4 Advances for the purchase of intangible assets	007	0	0
5 Intangible assets in preparation	008	26.934	102.561
6 Other intangible assets	009	0	0
II TANGIBLE ASSETS (ADP 011 to 019)	010	74.078.313	75.221.836
1 Land	011	27.114.270	27.114.270
2 Buildings	012	40.423.840	39.318.139
3 Plant and equipment	013	428.304	538.271
4 Tools, working inventory and transportation assets	014	2.166.322	5.785.550
5 Biological assets	015	0	0
6 Advances for the purchase of tangible assets	016	305.098	1.030.078
7 Tangible assets in preparation	017	3.020.311	849.472
8 Other tangible assets	018	43.233	43.233
9 Investment property	019	576.935	542.823
III FIXED FINANCIAL ASSETS (ADP 021 to 030)	020	1.569.735	1.569.735
1 Investments in holdings (shares) of undertakings within the group	021	7.963	7.963
2 Investments in other securities of undertakings within the group	022	0	0
3 Loans, deposits, etc. to undertakings within the group	023	0	0
4. Investments in holdings (shares) of companies linked by virtue of participating interests	024	1.561.772	1.561.772
5 Investment in other securities of companies linked by virtue of participating interests	025	0	0
6 Loans, deposits etc. to companies linked by virtue of participating interests	026	0	0
7 Investments in securities	027	0	0
8 Loans, deposits, etc. given	028	0	0
9 Other investments accounted for using the equity method	029	0	0
10 Other fixed financial assets	030	0	0
IV RECEIVABLES (ADP 032 to 035)	031	38.905	38.905
1 Receivables from undertakings within the group	032	0	0
2 Receivables from companies linked by virtue of participating interests	033	0	0
3 Customer receivables	034	0	0
4 Other receivables	035	38.905	38.905
V DEFERRED TAX ASSETS	036	1.188.609	1.188.609
C) CURRENT ASSETS (ADP 038+046+053+063)	037	23.364.438	12.226.267
I INVENTORIES (ADP 039 to 045)	038	164.995	145.859
1 Raw materials and consumables	039	164.995	145.859
2 Work in progress	040	0	0
3 Finished goods	041	0	0
4 Merchandise	042	0	0
5 Advances for inventories	043	0	0
6 Fixed assets held for sale	044	0	0
7 Biological assets	045	0	0
II RECEIVABLES (ADP 047 to 052)	046	5.347.519	6.593.726

1 Receivables from undertakings within the group	047	228.042	219.517
2 Receivables from companies linked by virtue of participating interests	048	0	0
3 Customer receivables	049	4.384.124	4.942.524
4 Receivables from employees and members of the undertaking	050	645	93
5 Receivables from government and other institutions	051	155.849	204.942
6 Other receivables	052	578.859	1.226.650
III CURRENT FINANCIAL ASSETS (ADP 054 to 062)	053	202.880	405.408
1 Investments in holdings (shares) of undertakings within the group	054	0	0
2 Investments in other securities of undertakings within the group	055	0	0
3 Loans, deposits, etc. to undertakings within the group	056	109.974	109.596
4 Investments in holdings (shares) of companies linked by virtue of participating interests	057	0	0
5 Investment in other securities of companies linked by virtue of participating interests	058	0	0
6 Loans, deposits etc. to companies linked by virtue of participating interests	059	0	0
7 Investments in securities	060	0	0
8 Loans, deposits, etc. given	061	92.906	295.812
9 Other financial assets	062	0	0
IV CASH AT BANK AND IN HAND	063	17.649.044	5.081.274
D) PREPAID EXPENSES AND ACCRUED INCOME	064	69.817	175.505
E) TOTAL ASSETS (ADP 001+002+037+064)	065	120.766.849	109.933.781
OFF-BALANCE SHEET ITEMS	066	106.711	106.711
LIABILITIES			
A) CAPITAL AND RESERVES (ADP 068 to 070+076+077+083+086+089)	067	43.710.374	43.742.892
I INITIAL (SUBSCRIBED) CAPITAL	068	71.566.660	67.402.375
II CAPITAL RESERVES	069	5.126.263	9.290.548
III RESERVES FROM PROFIT (ADP 071+072-073+074+075)	070	0	0
1 Legal reserves	071	0	0
2 Reserves for treasury shares	072	0	0
3 Treasury shares and holdings (deductible item)	073	0	0
4 Statutory reserves	074	0	0
5 Other reserves	075	0	0
IV REVALUATION RESERVES	076	3.872.803	3.872.803
V FAIR VALUE RESERVES AND OTHER (ADP 078 to 082)	077	0	0
1 Financial assets at fair value through other comprehensive income (i.e. available for sale)	078	0	0
2 Cash flow hedge - effective portion	079	0	0
3 Hedge of a net investment in a foreign operation - effective portion	080	0	0
4 Other fair value reserves	081	0	0
5 Exchange differences arising from the translation of foreign operations (consolidation)	082	0	0
VI RETAINED PROFIT OR LOSS BROUGHT FORWARD (ADP 084-085)	083	-45.977.085	-36.855.352
1 Retained profit	084	0	0
2 Loss brought forward	085	45.977.085	36.855.352
VII PROFIT OR LOSS FOR THE BUSINESS YEAR (ADP 087-088)	086	9.121.733	32.518
1 Profit for the business year	087	9.121.733	32.518
2 Loss for the business year	088	0	0
VIII MINORITY (NON-CONTROLLING) INTEREST	089	0	0
B) PROVISIONS (ADP 091 to 096)	090	1.242.568	878.511
1 Provisions for pensions, termination benefits and similar obligations	091	313.807	313.807
2 Provisions for tax liabilities	092	0	0
3 Provisions for ongoing legal cases	093	0	0
4 Provisions for renewal of natural resources	094	0	0
5 Provisions for warranty obligations	095	0	0

6 Other provisions	096	928.761	564.704
C) LONG-TERM LIABILITIES (ADP 098 to 108)	097	33.876.109	31.595.385
1 Liabilities to undertakings within the group	098	0	0
2 Liabilities for loans, deposits, etc. of undertakings within the group	099	0	0
3 Liabilities to companies linked by virtue of participating interests	100	0	0
4 Liabilities for loans, deposits etc. of companies linked by virtue of participating interests	101	0	0
5 Liabilities for loans, deposits etc.	102	0	0
6 Liabilities to banks and other financial institutions	103	15.536.206	13.255.482
7 Liabilities for advance payments	104	0	0
8 Liabilities to suppliers	105	0	0
9 Liabilities for securities	106	0	0
10 Other long-term liabilities	107	17.488.494	17.488.494
11 Deferred tax liability	108	851.409	851.409
D) SHORT-TERM LIABILITIES (ADP 110 to 123)	109	26.794.371	14.065.580
1 Liabilities to undertakings within the group	110	294.457	643.644
2 Liabilities for loans, deposits, etc. of undertakings within the group	111	0	0
3 Liabilities to companies linked by virtue of participating interests	112	0	0
4 Liabilities for loans, deposits etc. of companies linked by virtue of participating interests	113	0	0
5 Liabilities for loans, deposits etc.	114	0	0
6 Liabilities to banks and other financial institutions	115	1.847.960	2.351.014
7 Liabilities for advance payments	116	48.665	49.590
8 Liabilities to suppliers	117	3.212.810	3.415.910
9 Liabilities for securities	118	0	0
10 Liabilities to employees	119	593.606	693.377
11 Taxes, contributions and similar liabilities	120	472.560	530.312
12 Liabilities arising from the share in the result	121	0	0
13 Liabilities arising from fixed assets held for sale	122	0	0
14 Other short-term liabilities	123	20.324.313	6.381.733
E) ACCRUALS AND DEFERRED INCOME	124	15.143.427	19.651.413
F) TOTAL – LIABILITIES (ADP 067+090+097+109+124)	125	120.766.849	109.933.781
G) OFF-BALANCE SHEET ITEMS	126	106.711	106.711

STATEMENT OF PROFIT OR LOSS
for the period 01.01.2023 to 31.12.2023

in EUR

Submitter: LUKA RIJEKA D.D.

Item	ADP code	Same period of the previous year		Current period	
		Cumulative	Quarter	Cumulative	Quarter
1	2	3	4	5	6
I OPERATING INCOME (ADP 002 to 006)	001	30.573.058	8.870.227	32.583.139	8.293.440
1 Income from sales with undertakings within the group	002	491	109	436	111
2 Income from sales (outside group)	003	28.060.015	7.622.444	29.323.909	7.705.136
3 Income from the use of own products, goods and services	004	0	0	0	0
4 Other operating income with undertakings within the group	005	14.067	3.805	16.584	3.541
5 Other operating income (outside the group)	006	2.498.485	1.243.869	3.242.210	584.652
II OPERATING EXPENSES (ADP 008+009+013+017+018+019+022+029)	007	26.666.742	7.963.218	30.376.544	8.502.253
1 Changes in inventories of work in progress and finished goods	008	0	0	0	0
2 Material costs (ADP 010 to 012)	009	8.799.268	2.917.198	10.853.307	2.767.866
a) Costs of raw materials and consumables	010	3.670.601	1.548.533	4.998.062	1.127.853
b) Costs of goods sold	011	0	0	0	0
c) Other external costs	012	5.128.667	1.368.665	5.855.245	1.640.013
3 Staff costs (ADP 014 to 016)	013	10.571.637	2.803.989	11.868.686	3.361.725
a) Net salaries and wages	014	6.623.850	1.773.243	7.417.817	2.095.061
b) Tax and contributions from salary costs	015	2.446.720	631.666	2.767.854	789.928
c) Contributions on salaries	016	1.501.067	399.080	1.683.015	476.736
4 Depreciation	017	2.746.832	706.715	3.068.503	791.582
5 Other costs	018	3.207.169	1.015.380	4.093.782	1.185.386
6 Value adjustments (ADP 020+021)	019	0	0	0	0
a) fixed assets other than financial assets	020	0	0	0	0
b) current assets other than financial assets	021	0	0	0	0
7 Provisions (ADP 023 to 028)	022	650.187	0	0	0
a) Provisions for pensions, termination benefits and similar obligations	023	0	0	0	0
b) Provisions for tax liabilities	024	0	0	0	0
c) Provisions for ongoing legal cases	025	650.187	0	0	0
d) Provisions for renewal of natural resources	026	0	0	0	0
e) Provisions for warranty obligations	027	0	0	0	0
f) Other provisions	028	0	0	0	0
8 Other operating expenses	029	691.649	519.936	492.266	395.694
III FINANCIAL INCOME (ADP 031 to 040)	030	7.544.963	7.480.152	11.635	2.264
1 Income from investments in holdings (shares) of undertakings within the group	031	0	0	0	0
2 Income from investments in holdings (shares) of companies linked by virtue of participating interests	032	7.478.930	7.478.930	0	0
3 Income from other long-term financial investment and loans granted to undertakings within the group	033	0	0	0	0
4 Other interest income from operations with undertakings within the group	034	0	0	0	0
5 Exchange rate differences and other financial income from operations with undertakings within the group	035	0	0	0	0
6 Income from other long-term financial investments and loans	036	0	0	0	0
7 Other interest income	037	1.384	1.222	11.635	2.264
8 Exchange rate differences and other financial income	038	64.649	0	0	0
9 Unrealised gains (income) from financial assets	039	0	0	0	0
10 Other financial income	040	0	0	0	0
IV FINANCIAL EXPENSES (ADP 042 to 048)	041	2.329.547	671.152	2.185.712	554.511
1 Interest expenses and similar expenses with undertakings within the group	042	0	0	0	0
2 Exchange rate differences and other expenses from operations with undertakings within the group	043	0	0	0	0
3 Interest expenses and similar expenses	044	795.209	292.648	1.059.127	272.864
4 Exchange rate differences and other expenses	045	194.383	43.734	0	0
5 Unrealised losses (expenses) from financial assets	046	0	0	0	0
6 Value adjustments of financial assets (net)	047	0	0	0	0
7 Other financial expenses	048	1.339.955	334.770	1.126.585	281.647
V SHARE IN PROFIT FROM UNDERTAKINGS LINKED BY VIRTUE OF PARTICIPATING INTERESTS	049	0	0	0	0
VI SHARE IN PROFIT FROM JOINT VENTURES	050	0	0	0	0
VII SHARE IN LOSS OF COMPANIES LINKED BY VIRTUE OF PARTICIPATING INTEREST	051	0	0	0	0
VIII SHARE IN LOSS OF JOINT VENTURES	052	0	0	0	0
IX TOTAL INCOME (ADP 001+030+049 +050)	053	38.118.021	16.350.379	32.594.774	8.295.704
X TOTAL EXPENDITURE (ADP 007+041+051 + 052)	054	28.996.289	8.634.370	32.562.256	9.056.764
XI PRE-TAX PROFIT OR LOSS (ADP 053-054)	055	9.121.732	7.716.009	32.518	-761.060
1 Pre-tax profit (ADP 053-054)	056	9.121.732	7.716.009	32.518	0

2 Pre-tax loss (ADP 054-053)	057	0	0	0	-761.060
XII INCOME TAX	058	0	0	0	0
XIII PROFIT OR LOSS FOR THE PERIOD (ADP 055-059)	059	9.121.732	7.716.009	32.518	-761.060
1 Profit for the period (ADP 055-059)	060	9.121.732	7.716.009	32.518	0
2 Loss for the period (ADP 059-055)	061	0	0	0	-761.060
DISCONTINUED OPERATIONS (to be filled in by undertakings subject to IFRS only with discontinued operations)					
XIV PRE-TAX PROFIT OR LOSS OF DISCONTINUED OPERATIONS (ADP 063-064)	062	0	0	0	0
1 Pre-tax profit from discontinued operations	063	0	0	0	0
2 Pre-tax loss on discontinued operations	064	0	0	0	0
XV INCOME TAX OF DISCONTINUED OPERATIONS	065	0	0	0	0
1 Discontinued operations profit for the period (ADP 062-065)	066	0	0	0	0
2 Discontinued operations loss for the period (ADP 065-062)	067	0	0	0	0
TOTAL OPERATIONS (to be filled in only by undertakings subject to IFRS with discontinued operations)					
XVI PRE-TAX PROFIT OR LOSS (ADP 055-+062)	068	0	0	0	0
1 Pre-tax profit (ADP 068)	069	0	0	0	0
2 Pre-tax loss (ADP 068)	070	0	0	0	0
XVII INCOME TAX (ADP 058+065)	071	0	0	0	0
XVIII PROFIT OR LOSS FOR THE PERIOD (ADP 068-071)	072	0	0	0	0
1 Profit for the period (ADP 068-071)	073	0	0	0	0
2 Loss for the period (ADP 071-068)	074	0	0	0	0
APPENDIX to the P&L (to be filled in by undertakings that draw up consolidated annual financial statements)					
XIX PROFIT OR LOSS FOR THE PERIOD (ADP 076+077)	075	0	0	0	0
1 Attributable to owners of the parent	076	0	0	0	0
2 Attributable to minority (non-controlling) interest	077	0	0	0	0
STATEMENT OF OTHER COMPREHENSIVE INCOME (to be filled in by undertakings subject to IFRS)					
I PROFIT OR LOSS FOR THE PERIOD	078	9.121.733	7.716.008	32.518	-761.060
II OTHER COMPREHENSIVE INCOME/LOSS BEFORE TAX (ADP 80+ 87)	079	0	0	0	0
III Items that will not be reclassified to profit or loss (ADP 081 to 085)	080	0	0	0	0
1 Changes in revaluation reserves of fixed tangible and intangible assets	081	0	0	0	0
2 Gains or losses from subsequent measurement of equity instruments at fair value through other comprehensive income	082	0	0	0	0
3 Fair value changes of financial liabilities at fair value through statement of profit or loss, attributable to changes in their credit risk	083	0	0	0	0
4 Actuarial gains/losses on the defined benefit obligation	084	0	0	0	0
5 Other items that will not be reclassified	085	0	0	0	0
6 Income tax relating to items that will not be reclassified	086	0	0	0	0
IV Items that may be reclassified to profit or loss (ADP 088 to 095)	087	0	0	0	0
1 Exchange rate differences from translation of foreign operations	088	0	0	0	0
2 Gains or losses from subsequent measurement of debt securities at fair value through other comprehensive income	089	0	0	0	0
3 Profit or loss arising from effective cash flow hedging	090	0	0	0	0
4 Profit or loss arising from effective hedge of a net investment in a foreign operation	091	0	0	0	0
5 Share in other comprehensive income/loss of companies linked by virtue of participating interests	092	0	0	0	0
6 Changes in fair value of the time value of option	093	0	0	0	0
7 Changes in fair value of forward elements of forward contracts	094	0	0	0	0
8 Other items that may be reclassified to profit or loss	095	0	0	0	0
9 Income tax relating to items that may be reclassified to profit or loss	096	0	0	0	0
V NET OTHER COMPREHENSIVE INCOME OR LOSS (ADP 080+087-086 - 096)	097	0	0	0	0
VI COMPREHENSIVE INCOME OR LOSS FOR THE PERIOD (ADP 078+097)	098	9.121.733	7.716.008	32.518	-761.060
APPENDIX to the Statement on comprehensive income (to be filled in by undertakings that draw up consolidated statements)					
VI COMPREHENSIVE INCOME OR LOSS FOR THE PERIOD (ADP 100+101)	099	9.121.733	7.716.008	32.518	-761.060
1 Attributable to owners of the parent	100	9.121.733	7.716.008	32.518	-761.060
2 Attributable to minority (non-controlling) interest	101	0	0	0	0

STATEMENT OF CASH FLOWS - indirect method
for the period 01.01.2023 . to 31.12.2023.

in EUR

Submitter: LUKA RIJEKA D.D.			
Item	ADP code	Same period of the previous year	Current period
1	2	3	4
Cash flow from operating activities			
1 Pre-tax profit	001	9.121.733	32.518
2 Adjustments (ADP 003 to 010):	002	-2.693.525	5.157.379
a) Depreciation	003	2.746.832	3.068.503
b) Gains and losses from sale and value adjustment of fixed tangible and intangible assets	004	-183.157	-85.200
c) Gains and losses from sale and unrealised gains and losses and value adjustment of financial assets	005	0	0
d) Interest and dividend income	006	-7.480.257	-11.635
e) Interest expenses	007	2.135.112	2.185.711
f) Provisions	008	650.187	0
g) Exchange rate differences (unrealised)	009	87.863	0
h) Other adjustments for non-cash transactions and unrealised gains and losses	010	-650.105	0
I Cash flow increase or decrease before changes in working capital (ADP 001+002)	011	6.428.208	5.189.897
3 Changes in the working capital (ADP 013 to 016)	012	500.333	-1.106.651
a) Increase or decrease in short-term liabilities	013	220.585	1.213.789
b) Increase or decrease in short-term receivables	014	182.096	-1.246.113
c) Increase or decrease in inventories	015	-39.982	19.136
d) Other increase or decrease in working capital	016	137.634	-1.093.463
II Cash from operations (ADP 011+012)	017	6.928.541	4.083.246
4 Interest paid	018	-792.927	-1.051.746
5 Income tax paid	019	0	0
A) NET CASH FLOW FROM OPERATING ACTIVITIES (ADP 017 to 019)	020	6.135.614	3.031.500
Cash flow from investment activities			
1 Cash receipts from sales of fixed tangible and intangible assets	021	508.875	217.628
2 Cash receipts from sales of financial instruments	022	0	0
3 Interest received	023	10.523	9.534
4 Dividends received	024	7.478.930	0
5 Cash receipts from repayment of loans and deposits	025	0	0
6 Other cash receipts from investment activities	026	0	0
III Total cash receipts from investment activities (ADP 021 to 026)	027	7.998.328	227.162
1 Cash payments for the purchase of fixed tangible and intangible assets	028	-12.185.511	-14.067.661
2 Cash payments for the acquisition of financial instruments	029	0	0
3 Cash payments for loans and deposits for the period	030	-109.974	0
4 Acquisition of a subsidiary, net of cash acquired	031	0	0
5 Other cash payments from investment activities	032	0	0
IV Total cash payments from investment activities (ADP 028 to 032)	033	-12.295.485	-14.067.661
B) NET CASH FLOW FROM INVESTMENT ACTIVITIES (ADP 027 +033)	034	-4.297.157	-13.840.499
Cash flow from financing activities			
1 Cash receipts from the increase in initial (subscribed) capital	035	0	0
2 Cash receipts from the issue of equity financial instruments and debt financial instruments	036	0	0
3 Cash receipts from credit principals, loans and other borrowings	037	4.813.544	0
4 Other cash receipts from financing activities	038	6.003.913	0
V Total cash receipts from financing activities (ADP 035 to 038)	039	10.817.457	0
1 Cash payments for the repayment of credit principals, loans and other borrowings and debt financial instruments	040	-1.179.343	-1.758.770
2 Cash payments for dividends	041	0	0
3 Cash payments for finance lease	042	0	0
4 Cash payments for the redemption of treasury shares and decrease in initial (subscribed) capital	043	0	0
5 Other cash payments from financing activities	044	-1.902.028	0
VI Total cash payments from financing activities (ADP 040 to 044)	045	-3.081.371	-1.758.770
C) NET CASH FLOW FROM FINANCING ACTIVITIES (ADP 039 +045)	046	7.736.086	-1.758.770
1 Unrealised exchange rate differences in respect of cash and cash equivalents	047	0	0
D) NET INCREASE OR DECREASE IN CASH FLOWS (ADP 020+034+046+047)	048	9.574.543	-12.567.769
E) CASH AND CASH EQUIVALENTS AT THE BEGINNING OF THE PERIOD	049	8.074.502	17.649.043
F) CASH AND CASH EQUIVALENTS AT THE END OF THE PERIOD(ADP 048+049)	050	17.649.045	5.081.274

STATEMENT OF CASH FLOWS - direct method
for the period 01.01.2023 to 31.12.2023

in EUR

Submitter: LUKA RIJEKA D.D.			
Item	ADP code	Same period of the previous year	Current period
1	2	3	4
Cash flow from operating activities			
1 Cash receipts from customers	001	0	0
2 Cash receipts from royalties, fees, commissions and other revenue	002	0	0
3 Cash receipts from insurance premiums	003	0	0
4 Cash receipts from tax refund	004	0	0
5 Other cash receipts from operating activities	005	0	0
I Total cash receipts from operating activities (ADP 001 to 005)	006	0	0
1 Cash payments to suppliers	007	0	0
2 Cash payments to employees	008	0	0
3 Cash payments for insurance premiums	009	0	0
4 Interest paid	010	0	0
5 Income tax paid	011	0	0
6 Other cash payments from operating activities	012	0	0
II Total cash payments from operating activities (ADP 007 to 012)	013	0	0
A) NET CASH FLOW FROM OPERATING ACTIVITIES (ADP 006 + 013)	014	0	0
Cash flow from investment activities			
1 Cash receipts from sales of fixed tangible and intangible assets	015	0	0
2 Cash receipts from sales of financial instruments	016	0	0
3 Interest received	017	0	0
4 Dividends received	018	0	0
5 Cash receipts from the repayment of loans and deposits	019	0	0
6 Other cash receipts from investment activities	020	0	0
III Total cash receipts from investment activities (ADP 015 to 020)	021	0	0
1 Cash payments for the purchase of fixed tangible and intangible assets	022	0	0
2 Cash payments for the acquisition of financial instruments	023	0	0
3 Cash payments for loans and deposits	024	0	0
4 Acquisition of a subsidiary, net of cash acquired	025	0	0
5 Other cash payments from investment activities	026	0	0
IV Total cash payments from investment activities (ADP 022 to 026)	027	0	0
B) NET CASH FLOW FROM INVESTMENT ACTIVITIES (ADP 021 + 027)	028	0	0
Cash flow from financing activities			
1 Cash receipts from the increase in initial (subscribed) capital	029	0	0
2 Cash receipts from the issue of equity financial instruments and debt financial instruments	030	0	0
3 Cash receipts from credit principals, loans and other borrowings	031	0	0
4 Other cash receipts from financing activities	032	0	0
V Total cash receipts from financing activities (ADP 029 to 032)	033	0	0
1 Cash payments for the repayment of credit principals, loans and other borrowings and debt financial instruments	034	0	0
2 Cash payments for dividends	035	0	0
3 Cash payments for finance lease	036	0	0
4 Cash payments for the redemption of treasury shares and decrease in initial (subscribed) capital	037	0	0
5 Other cash payments from financing activities	038	0	0
VI Total cash payments from financing activities (ADP 034 to 038)	039	0	0
C) NET CASH FLOW FROM FINANCING ACTIVITIES (ADP 033 + 039)	040	0	0
1 Unrealised exchange rate differences in respect of cash and cash equivalents	041	0	0
D) NET INCREASE OR DECREASE IN CASH FLOWS (ADP 014 + 028 + 040 + 041)	042	0	0
E) CASH AND CASH EQUIVALENTS AT THE BEGINNING OF THE PERIOD	043	0	0
F) CASH AND CASH EQUIVALENTS AT THE END OF THE PERIOD (042+043)	044	0	0

STATEMENT OF CHANGES IN EQUITY
for the period from 1.1.2023 to #####

in EUR

Item	ADP code	Attributable to owners of the parent																	
		Initial (subscribed) capital	Capital reserves	Legal reserves	Reserves for treasury shares	Treasury shares and holdings (deductible item)	Statutory reserves	Other reserves	Revaluation reserves	Fair value of financial assets through other comprehensive income (available for sale)	Cash flow hedge - effective portion	Hedge of a net investment in a foreign operation - effective portion	Other fair value reserves	Exchange rate differences from translation of foreign operations	Retained profit / loss brought forward	Profit/loss for the business year	Total attributable to owners of the parent	Minority (non-controlling) interest	Total capital and reserves
1	2	3	4	5	6	7	8	9	10	11	12	13	14	15	16	17	18 (3 to 6 - 7 + 8 to 17)	19	20 (19+19)
Previous period																			
1 Balance on the first day of the previous business year	01	71.566.660	5.126.263	0	0	0	0	0	3.872.803	0	0	0	0	0	-42.379.064	-3.598.021	34.588.641	0	34.588.641
2 Changes in accounting policies	02	0	0	0	0	0	0	0	0	0	0	0	0	0	0	0	0	0	0
3 Correction of errors	03	0	0	0	0	0	0	0	0	0	0	0	0	0	0	0	0	0	0
4 Balance on the first day of the previous business year (restated) (ADP 01 to 03)	04	71.566.660	5.126.263	0	0	0	0	0	3.872.803	0	0	0	0	0	-42.379.064	-3.598.021	34.588.641	0	34.588.641
5 Profit/loss of the period	05	0	0	0	0	0	0	0	0	0	0	0	0	0	0	9.121.733	9.121.733	0	9.121.733
6 Exchange rate differences from translation of foreign operations	06	0	0	0	0	0	0	0	0	0	0	0	0	0	0	0	0	0	0
7 Changes in revaluation reserves of fixed tangible and intangible assets	07	0	0	0	0	0	0	0	0	0	0	0	0	0	0	0	0	0	0
8 Gains or losses from subsequent measurement of financial assets at fair value through other comprehensive income (available for sale)	08	0	0	0	0	0	0	0	0	0	0	0	0	0	0	0	0	0	0
9 Profit or loss arising from effective cash flow hedge	09	0	0	0	0	0	0	0	0	0	0	0	0	0	0	0	0	0	0
10 Profit or loss arising from effective hedge of a net investment in a foreign operation	10	0	0	0	0	0	0	0	0	0	0	0	0	0	0	0	0	0	0
11 Share in other comprehensive income/loss of companies linked by virtue of participating interests	11	0	0	0	0	0	0	0	0	0	0	0	0	0	0	0	0	0	0
12 Actuarial gains/losses on the defined benefit obligation	12	0	0	0	0	0	0	0	0	0	0	0	0	0	0	0	0	0	0
13 Other changes in equity unrelated to owners	13	0	0	0	0	0	0	0	0	0	0	0	0	0	0	0	0	0	0
14 Tax on transactions recognised directly in equity	14	0	0	0	0	0	0	0	0	0	0	0	0	0	0	0	0	0	0
15 Decrease in initial (subscribed) capital (other than arising from the pre-bankruptcy settlement procedure or from the reinvestment of profit)	15	0	0	0	0	0	0	0	0	0	0	0	0	0	0	0	0	0	0
16 Decrease in initial (subscribed) capital arising from the pre-bankruptcy settlement procedure	16	0	0	0	0	0	0	0	0	0	0	0	0	0	0	0	0	0	0
17 Decrease in initial (subscribed) capital arising from the reinvestment of profit	17	0	0	0	0	0	0	0	0	0	0	0	0	0	0	0	0	0	0
18 Redemption of treasury shares/holdings	18	0	0	0	0	0	0	0	0	0	0	0	0	0	0	0	0	0	0
19 Payments from members/shareholders	19	0	0	0	0	0	0	0	0	0	0	0	0	0	0	0	0	0	0
20 Payment of share in profit/dividend	20	0	0	0	0	0	0	0	0	0	0	0	0	0	0	0	0	0	0
21 Other distributions and payments to members/shareholders	21	0	0	0	0	0	0	0	0	0	0	0	0	0	0	0	0	0	0
22 Transfer to reserves according to the annual schedule	22	0	0	0	0	0	0	0	0	0	0	0	0	0	-3.598.021	3.598.021	0	0	0
23 Increase in reserves arising from the pre-bankruptcy settlement procedure	23	0	0	0	0	0	0	0	0	0	0	0	0	0	0	0	0	0	0
24 Balance on the last day of the previous business year reporting period (ADP 04 to 23)	24	71.566.660	5.126.263	0	0	0	0	0	3.872.803	0	0	0	0	0	-45.977.085	9.121.733	43.710.374	0	43.710.374
APPENDIX TO THE STATEMENT OF CHANGES IN EQUITY (to be filled in by undertakings that draw up financial statements in accordance with the IFRS)																			
I OTHER COMPREHENSIVE INCOME OF THE PREVIOUS PERIOD, NET OF TAX (ADP 06 to 14)	25	0	0	0	0	0	0	0	0	0	0	0	0	0	0	0	0	0	0
II COMPREHENSIVE INCOME OR LOSS FOR THE PREVIOUS PERIOD (ADP 05+25)	26	0	0	0	0	0	0	0	0	0	0	0	0	0	0	9.121.733	9.121.733	0	9.121.733
III TRANSACTIONS WITH OWNERS IN THE PREVIOUS PERIOD RECOGNISED DIRECTLY IN EQUITY (ADP 15 to 23)	27	0	0	0	0	0	0	0	0	0	0	0	0	0	-3.598.021	3.598.021	0	0	0
Current period																			
1 Balance on the first day of the current business year	28	71.566.660	5.126.263	0	0	0	0	0	3.872.803	0	0	0	0	0	-45.977.085	9.121.733	43.710.374	0	43.710.374
2 Changes in accounting policies	29	0	0	0	0	0	0	0	0	0	0	0	0	0	0	0	0	0	0
3 Correction of errors	30	0	0	0	0	0	0	0	0	0	0	0	0	0	0	0	0	0	0
4 Balance on the first day of the current business year (restated) (ADP 28 to 30)	31	71.566.660	5.126.263	0	0	0	0	0	3.872.803	0	0	0	0	0	-45.977.085	9.121.733	43.710.374	0	43.710.374
5 Profit/loss of the period	32	0	0	0	0	0	0	0	0	0	0	0	0	0	0	32.518	32.518	0	32.518
6 Exchange rate differences from translation of foreign operations	33	0	0	0	0	0	0	0	0	0	0	0	0	0	0	0	0	0	0
7 Changes in revaluation reserves of fixed tangible and intangible assets	34	0	0	0	0	0	0	0	0	0	0	0	0	0	0	0	0	0	0
8 Gains or losses from subsequent measurement of financial assets at fair value through other comprehensive income (available for sale)	35	0	0	0	0	0	0	0	0	0	0	0	0	0	0	0	0	0	0
9 Profit or loss arising from effective cash flow hedge	36	0	0	0	0	0	0	0	0	0	0	0	0	0	0	0	0	0	0
10 Profit or loss arising from effective hedge of a net investment in a foreign operation	37	0	0	0	0	0	0	0	0	0	0	0	0	0	0	0	0	0	0
11 Share in other comprehensive income/loss of companies linked by virtue of participating interests	38	0	0	0	0	0	0	0	0	0	0	0	0	0	0	0	0	0	0
12 Actuarial gains/losses on the defined benefit obligation	39	0	0	0	0	0	0	0	0	0	0	0	0	0	0	0	0	0	0
13 Other changes in equity unrelated to owners	40	-4.164.285	4.164.285	0	0	0	0	0	0	0	0	0	0	0	0	0	0	0	0
14 Tax on transactions recognised directly in equity	41	0	0	0	0	0	0	0	0	0	0	0	0	0	0	0	0	0	0
15 Decrease in initial (subscribed) capital (other than arising from the pre-bankruptcy settlement procedure or from the reinvestment of profit)	42	0	0	0	0	0	0	0	0	0	0	0	0	0	0	0	0	0	0
16 Decrease in initial (subscribed) capital arising from the pre-bankruptcy settlement procedure	43	0	0	0	0	0	0	0	0	0	0	0	0	0	0	0	0	0	0
17 Decrease in initial (subscribed) capital arising from the reinvestment of profit	44	0	0	0	0	0	0	0	0	0	0	0	0	0	0	0	0	0	0
18 Redemption of treasury shares/holdings	45	0	0	0	0	0	0	0	0	0	0	0	0	0	0	0	0	0	0
19 Payments from members/shareholders	46	0	0	0	0	0	0	0	0	0	0	0	0	0	0	0	0	0	0
20 Payment of share in profit/dividend	47	0	0	0	0	0	0	0	0	0	0	0	0	0	0	0	0	0	0
21 Other distributions and payments to members/shareholders	48	0	0	0	0	0	0	0	0	0	0	0	0	0	0	0	0	0	0
22 Carryforward per annual plan	49	0	0	0	0	0	0	0	0	0	0	0	0	0	0	0	0	0	0
23 Increase in reserves arising from the pre-bankruptcy settlement procedure	50	0	0	0	0	0	0	0	0	0	0	0	0	0	9.121.733	-9.121.733	0	0	0
24 Balance on the last day of the current business year reporting period (ADP 31 to 50)	51	67.402.375	9.290.548	0	0	0	0	0	3.872.803	0	0	0	0	0	-36.855.352	32.518	43.742.892	0	43.742.892
APPENDIX TO THE STATEMENT OF CHANGES IN EQUITY (to be filled in by undertakings that draw up financial statements in accordance with the IFRS)																			
I OTHER COMPREHENSIVE INCOME FOR THE CURRENT PERIOD, NET OF TAX (ADP 33 to 41)	52	-4.164.285	4.164.285	0	0	0	0	0	0	0	0	0	0	0	0	0	0	0	0
II COMPREHENSIVE INCOME OR LOSS FOR THE CURRENT PERIOD (ADP 32 do 52)	53	-4.164.285	4.164.285	0	0	0	0	0	0	0	0	0	0	0	0	32.518	32.518	0	32.518
III TRANSACTIONS WITH OWNERS IN THE CURRENT PERIOD RECOGNISED DIRECTLY IN EQUITY (ADP 42 to 50)	54	0	0	0	0	0	0	0	0	0	0	0	0	0	9.121.733	-9.121.733	0	0	0

NOTES TO FINANCIAL STATEMENTS - TFI
(drawn up for quarterly reporting periods)

Name of the issuer: LUKA RIJEKA d.d.

Personal identification number (OIB): 92590920313

Reporting period: 01.01.2023.-31.12.2023.

Notes to financial statements for quarterly periods include:

- a) explanation of business events relevant to understanding changes in the statement of financial position and financial performance for the reporting semi-annual period of the issuer with respect to the last business year: information is provided regarding these events and relevant information published in the last annual financial statement is updated (Items 15 to 15C IAS 34 - Interim financial reporting)
- b) information on the access to the latest annual financial statements, for the purpose of understanding information published in the notes to financial statements drawn up for the semi-annual reporting period
- c) a statement explaining that the same accounting policies are applied while drawing up financial statements for the semi-annual reporting period as in the latest annual financial statements or, in the case where the accounting policies have changed, a description of the nature and effect of the changes (Item 16.A (a) IAS 34 - Interim financial reporting)
- d) a description of the financial performance in the case of the issuer whose business is seasonal (Items 37 and 38 IAS 34 - Interim financial reporting)
- e) other comments prescribed by IAS 34 - Interim financial reporting
- f) in the notes to quarterly periods financial statements, in addition to the information stated above, information in respect of the following matters shall be disclosed:
 1. undertaking's name, registered office (address), legal form, country of establishment, entity's registration number and, if applicable, the indication whether the undertaking is undergoing liquidation, bankruptcy proceedings, shortened termination proceedings or extraordinary administration
 2. adopted accounting policies (only an indication of whether there has been a change from the previous period)
 3. the total amount of any financial commitments, guarantees or contingencies that are not included in the balance sheet, and an indication of the nature and form of any valuable security which has been provided; any commitments concerning pensions of the undertaking within the group or company linked by virtue of participating interest shall be disclosed separately
 4. the amount and nature of individual items of income or expenditure which are of exceptional size or incidence
 5. amounts owed by the undertaking and falling due after more than five years, as well as the total debts of the undertaking covered by valuable security furnished by the undertaking, specifying the type and form of security
 6. average number of employees during the financial year
 7. where, in accordance with the regulations, the undertaking capitalised on the cost of salaries in part or in full, information on the amount of the total cost of employees during the year broken down into the amount directly debiting the costs of the period and the amount capitalised on the value of the assets during the period, showing separately the total amount of net salaries and the amount of taxes, contributions from salaries and contributions on salaries
 8. where a provision for deferred tax is recognised in the balance sheet, the deferred tax balances at the end of the financial year, and the movement in those balances during the financial year
 9. the name and registered office of each of the undertakings in which the undertaking, either itself or through a person acting in their own name but on the undertaking's behalf, holds a participating interest, showing the proportion of the capital held, the amount of capital and reserves, and the profit or loss for the latest financial year of the undertaking concerned for which financial statements have been adopted; the information concerning capital and reserves and the profit or loss may be omitted where the undertaking concerned does not publish its balance sheet and is not controlled by another undertaking
 10. the number and the nominal value or, in the absence of a nominal value, the accounting par value of the shares subscribed during the financial year within the limits of the authorised capital
 11. the existence of any participation certificates, convertible debentures, warrants, options or similar securities or rights, with an indication of their number and the rights they confer
 12. the name, registered office and legal form of each of the undertakings of which the undertaking is a member having unlimited liability
 13. the name and registered office of the undertaking which draws up the consolidated financial statements of the largest group of undertakings of which the undertaking forms part as a controlled group member
 14. the name and registered office of the undertaking which draws up the consolidated financial statements of the smallest group of undertakings of which the undertaking forms part as a controlled group member and which is also included in the group of undertakings referred to in point 13
15. the place where copies of the consolidated financial statements referred to in points 13 and 14 may be obtained, provided that they are available
16. the nature and business purpose of the undertaking's arrangements that are not included in the balance sheet and the financial impact on the undertaking of those arrangements, provided that the risks or benefits arising from such arrangements are material and in so far as the disclosure of such risks or benefits is necessary for the purposes of assessing the financial position of the undertaking
17. the nature and the financial effect of material events arising after the balance sheet date which are not reflected in the profit and loss account or balance sheet

When preparing the financial statements for the reporting quarter, the same accounting policies are applied as in the last annual financial statements. A summary of significant accounting policies is presented in Note 3 to the audited annual financial statements.

The Company has also prepared consolidated financial statements at December 31, 2023, in accordance with IFRS approved by the European Union (EU) for the Company and its subsidiaries (Group) approved by the Management Board. The unconsolidated and consolidated financial statements, as well as the detailed notes to the financial statements, are published on the Company's website, on the Zagreb Stock Exchange website and in the Official Register of Prescribed Information (HANFA). Information that under IFRS must be made public and that is not presented in the financial position statement, statement of comprehensive income, statement of cash flows and statement of changes in equity, is disclosed in Notes 7 to 32 to the audited financial statements.

The name, registered office (address) of the issuer, legal form of the issuer, country of establishment, identification number of the entity, personal identification number are published on the General Data page within this document and in Note 1 to the audited financial statements.

There are no financial liabilities, guarantees or contingencies that are not included in the balance sheet. The Company has no pension liabilities.

Debts maturing after more than five years are explained in Note 26 to the audited financial statements.

Lease obligations arising from the application of IFRS 16 are disclosed in AOP 107 and AOP 123, and explained in Note 32.

During the current period, the Company had an average of 635 employees.

There was no wage capitalization during the current period.

Provisions for deferred tax, deferred tax balances at the end of the financial year and movements in these balances during the financial year are presented in Note 14 to the financial statements

The Company has business relations with the associated company Jadranska vrata d.d., Brajdica 16, 51000 Rijeka in which Luka Rijeka d.d. has 49% ownership.

Investments in subsidiaries and associates using the equity method are explained in Note 19 to the audited financial statements.

There were no transactions of subscription of shares or stakes during the business year within the authorized capital.

By the decision of the General Assembly of the company, the share capital was harmonized with the provisions of the Law on Amendments to the Companies Act (Official Gazette 114/22) by reducing it from EUR 71.566.660,03 to the amount EUR 4.164.285,03 to EUR 67.402.375,00. The share capital is divided into 13.480.475 registered ordinary shares, each with a nominal amount of EUR 5,00.

The Company has no certificates of participation, convertible debentures, guarantees, options or similar securities or rights.

The company has no stake in companies with unlimited liability.

The consolidated financial statements of the Issuer are the largest group of companies and the Issuer is not a controlled member of any group.

Significant events that occurred after the balance sheet date and are not reflected in the profit and loss account or balance sheet are disclosed in Note 33 to the audited annual financial statements.

Notes on differences between the QFR-POD form and the financial statements for the reporting quarter:

Position Staff costs from the unconsolidated profit and loss account published in the unaudited quarter report of Luka Rijeka d.d. is stated in the QFR-POD form on AOP items 014, 015, 016 and part of 018.

Position Material costs from the unconsolidated profit and loss account published in the unaudited quarter report of Luka Rijeka d.d. is stated in the QFR-POD form on AOP items 010 and 012.

Position Other costs from the unconsolidated profit and loss account published in the unaudited quarter report of Luka Rijeka d.d. is stated in the QFR-POD form on AOP item 018.

In Rijeka, February 2024.

Pursuant to the Capital Market Act, Duško Grabovac, president of Management Board and Marina Cesarac Dorčić – member of Management Board, as persons responsible for preparing quarterly statements of the company The Port of Rijeka j. s. c., from Rijeka, Riva 1, personal identification number 92590920313 (hereinafter: the Company), hereby give the following


STATEMENT

According to our best knowledge

- The summarized set of consolidated and non-consolidated business reports for the fourth quarter of 2023, prepared by applying the relevant financial reporting standards, provides a comprehensive and true account of the assets and liabilities, the profit and loss, the financial position and the business performance of the Company and the companies included in consolidation.

Duško Grabovac, president of Management Board _____

Marina Cesarac Dorčić, member of Management Board _____


LUKA RIJEKA
Rijeka, Riva